

# TFA AlphaGen Growth Fund

Class I (TFAGX) (Unaudited)

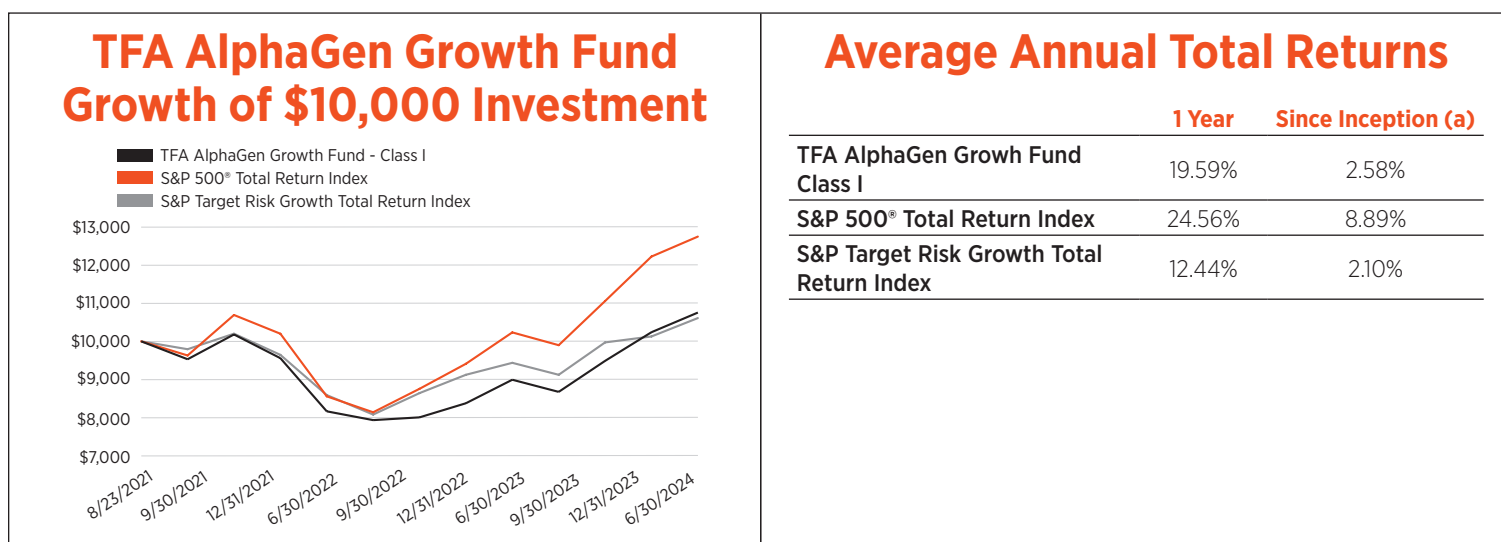
This semi-annual report to shareholders contains important information of the TFA AlphaGen Growth Fund (the "AlphaGen Fund") for the six months ended June 30, 2024. You can find the Fund's prospectus, financial information on Form N-CSR, holdings, proxy voting information and other information at <https://www.tfafunds.com>. You can also request this information without charge by contacting the Fund at (833) 974-3787.

## What were the Fund costs for the six months?

(based on a hypothetical \$10,000 investment)

	Costs of a \$10,000 investment	Costs paid as a percentage of a \$10,000 investment
Class I shares	\$111	2.09%

## How has the Fund performed?



(a) The Fund commenced operation on August 23, 2021.

The above line graph shows the value of a hypothetical \$10,000 investment in the AlphaGen Fund's Class I shares versus the S&P 500® Total Return Index and the S&P Target Risk Growth Total Return Index, the Fund's regulatory benchmark. The S&P 500® Total Return Index, a registered trademark of McGraw-Hill Co., Inc., is a market capitalization-weighted index of 500 widely held common stocks. The S&P Target Risk Growth Index is designed to measure the performance of equity allocations, while seeking to provide limited fixed income exposure to diversify risk. Investors cannot invest directly in an index. Please note that indices do not take into account any fees and expenses of investing in the individual securities that they track and individuals cannot invest directly in any index.

The performance data quoted here represents past performance. Current performance may be lower or higher than the performance data quoted above. Investment return and principal value will fluctuate, so that shares, when redeemed, may be worth more or less than their original cost. The returns shown do not reflect the deduction of taxes that a shareholder would pay on Fund distributions or on the redemptions of Fund shares. Past performance is no guarantee of future results. Performance figures for periods greater than 1 year are annualized. Updated performance data current to the most recent month-end can be obtained by calling (833) 974-3787.

# What are some Fund statistics?

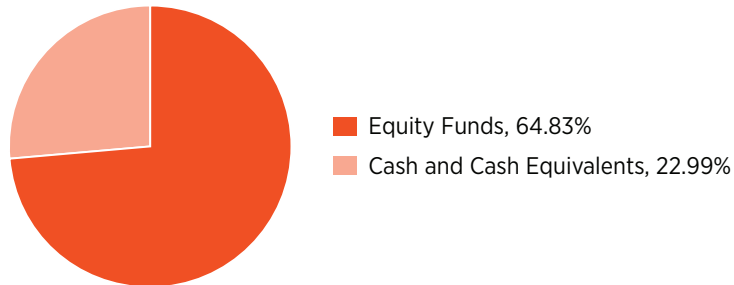
## Fund Statistics

Total Net Assets	\$39,427,762
Number of Portfolio Holdings	32
Investment Advisory Fees Paid	\$218,397
Portfolio Turnover Rate	172.27%

# What did the Fund invest in?

## Sector Allocation (as a % of Portfolio)

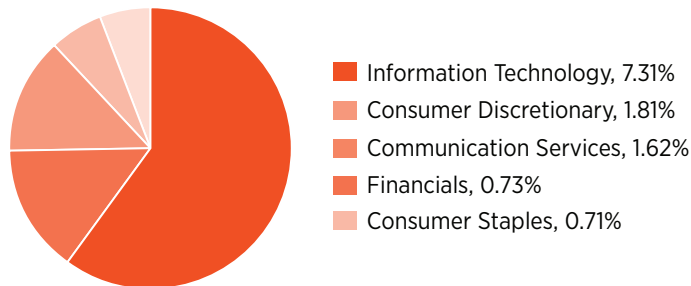
### Exchange-Traded Funds



## Top Ten Holdings (as a % of Net Assets)

First American Treasury Obligations Fund	22.14
ProShares Ultra QQQ	16.56
Vanguard Total Stock Market ETF	13.23
ProShares Ultra S&P 500	12.42
Innovator U.S. Equity Accelerated ETF - Quarterly	3.85
FT Vest Laddered Buffer ETF	3.81
Apple, Inc.	2.03
NVIDIA Corp.	1.82
Microsoft Corp.	1.70
Alphabet, Inc. - Class A	1.62

## Common Stock



## How has the Fund changed?

Former independent trustee Peter Baden retired, effective March 31, 2024. The Board of Trustees appointed Michael Jones as a new independent trustee, effective April 1, 2024.

## Householding

To reduce Fund expenses, only one copy of most shareholder documents may be mailed to shareholders with multiple accounts at the same address (Householding). If you would prefer that your Fund documents not be householded, please contact the Fund at (833) 974-3787 or contact your financial intermediary. Your instructions will typically be effective within 30 days of receipt by the Fund.